


DIGITAL PANEL METER

DCV, DCA, ACV, ACA, DC 4-20mA, RPM, HZ.


Panel Meter, Volt meter PCB module, Full line




DR-96 SERIES, FC-422C, DT-2240C



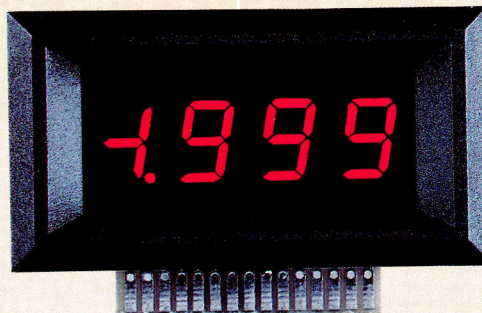
DR-96, FC-422C, DT-2240C,
SIDE VIEW



DP30 (LCD DISPLAY)



DP30, DP40 Without BEZEL



DP40 (LED DISPLAY)

DIGITAL PANEL METER, DR-96 SERIES & DC 4-20 mA

DCV, DCA, ACV, ACA						
Function	Power Supply	maximum Range (Model)				
DCV	AC 110V/220V	199.9mV (DR9610A)	1.999V (DR9620A)	19.99V (DR9630A)	199.9V (DR9640A)	1000V (DR9650A)
DCA	AC 110V/220V	1.999mA (DR9611A)	19.99mA (DR9621A)	199.9mA (DR9631A)	1.999A (DR9641A)	10.00A (DR9651A)
ACV	AC 110V/220V	199.9mV (DR9612A)	1.999V (DR9622A)	19.99V (DR9632A)	199.9V (DR9642A)	750V (DR9652A)
ACA	AC 110V/220V	1.999mA (DR9613A)	19.99mA (DR9623A)	199.9mA (DR9633A)	1.999A (DR9643A)	10.00A (DR9653A)
DCV, ACV DCA, ACA	DC 5V	These model numbers are the same as the above models, but please delete an "A" from the end of the model no. — such as DR9610, DR9611, DR9612....				

HIGH DC CURRENT MEASUREMENT (Match external shunt)		HIGH AC CURRENT MEASUREMENT (Match external CT or shunt)	
Max. range	Model	Max. range	Model
DC 50A	DR9610A (SHUNT 50A/50mV)	AC 50A	DR9612A (SHUNT 50A/50mV)
DC 100A	DR9610A (SHUNT 100A/50mV)		DR9653A (CT 50/5A)
DC 500A	DR9610A (SHUNT 500A/50mV)	AC 100A	DR9653A (CT 100/5A)
DC 1000A	DR9610A (SHUNT 1000A/50mV)	AC 500A	DR9653A (CT 500/5A)
DC 2000A	DR9610A (SHUNT 2000A/50mV)	AC 1000A	DR9653A (CT 1000/5A)

DC 4-20 mA, MODEL: DR-49621A

Circuit build in "ZERO adjust VR" & "GAIN (SPAN) adjust VR", easy to match most kinds of transducer (WATT, PRESSURE, LOAD CELL, STRAIN GAUGE....) to get digital display.

GENERAL SPECIFICATIONS			
Display	3 1/2 digits, 0.5" red LED, Max. indication 1999 or -1999 (DC only). DIN Size: 96x48 mm, front panel. 92x42mm, case. 75 mm, behind panel. Panel cut size: 93x43 mm.	Operating Temperature	0°C to 50°C (32° to 122°F).
Dimension		Operating Humidity	Less than 80% RH.
	Power Consumption	Accuracy (23±5°C)	DCV, DCA—Less than 0.5%. ACV, ACA—Less than 0.8%.
		Frequency character 40 to 1 KHz (Calibrator frequency on 60 HZ). Converter response - Average responding, calibrated to display RMS value OF SINE WAVE.	

DIGITAL VOLT METER PCB MODULE, MODEL: DP30, DP40

Display	Max. indication 1999 or -1999. DP30—12mm (0.5") LCD (Liquid Crystal Display), 3 1/2 digits. DP40—12mm (0.5") red LED, 3 1/2 digits.	Input Impedance	> 100 MΩ
Range		DC ±199.9 mV.	Sampling Time
Decimal Point	Selectable.	Dimension	71x46 mm (main PCB). Depth—21 mm.
Power Supply	DP30—DC 9V. DP40—DC 5V.	Operating Temperature	0°C to 50°C (32° to 122°F).
Power Consumption	DP30—DC 2 mA. DP40—DC 35 mA.	Operating Humidity	Less than 80% RH.
Accuracy	±(0.1% + 1d)/after calibration.	Mounting Bezel	Optional, self mountable. Panel cut size 66x29mm (2.60x1.15 inch).
		Model NO.: BL-09	

DIGITAL PANEL TACHOMETER, DT-2240C

Display	0.5" red LED, 4 digits.	Power Supply	AC 110/220V, 50/60 Hz.
Signal Input	One round per input signal to get RPM resolution (match optional proximity sensor, PX-01).	Power Consumption	AC 110V—AC 16 mA. AC 220V—AC 9 mA.
Range	5 to 100,000 RPM.	Dimension	DIN size: 96x48 mm, front panel. 92x42 mm, case. 75 mm, behind panel. Panel cut size: 93x43 mm.
Resolution	0.1 RPM (5 to 999.9 RPM). 1 RPM (1000 to 9999 RPM). 10 RPM (over 10000 RPM).		
Accuracy	±(0.05% + 1d).		

DIGITAL PANEL FREQUENCY METER, FC-422C

Display	0.5" red LED, 4 digits.	Power Supply	AC 110/220 V, 50/60 Hz.
Frequency Range	0.5 to 500.0 Hz.	Power Consumption	AC 110V—AC 16 mA. AC 220V—AC 9 mA.
Resolution	0.01Hz < 100Hz 0.1Hz ≥ 100Hz	Dimension	DIN size: 96x48 mm, front panel. 92x42 mm, case. 75 mm, behind panel. Panel cut size: 93x43 mm.
Input Voltage	5 to 250 ACV.		
Accuracy	±(0.05% + 1d).		